



FRAMES ALU

Aluminium *Range*

DOMESTIC & COMMERCIAL
WINDOWS | DOORS | CONSERVATORIES



FRAMES ALU



Choose Aluminium from frames alu

Frames Alu operates a supply and trade only business model, partnering with accredited installers to provide a seamless service from quote to install.

Supplying top quality and energy efficient aluminium windows and doors to installers across Ireland, Northern Ireland and the UK for over 40 years.

We have a dedicated manufacturing facility in Co. Donegal for our aluminium systems and if you require uPVC systems our sister company Frames Direct will manufacture these.

At a glance

- 4 manufacturing plants
- 200+ employees
- 200+ accredited trade partners

www.framesalu.com

"We chose Frames Alu as our supply company of choice for the quality and versatility of their range. First class company all round. - Liam"


Our Aluminium Range



LIFT & SLIDE DOOR



BI-FOLD DOOR



CURTAIN WALLING



WINDOWS

Key features


Frames Alu is a leading Irish based manufacturer of aluminium windows and doors for commercial, industrial and residential clients. Aluminium is an extremely durable product and allows us greater flexibility for large openings or large glazed screens.



- Aluminium frame
- Full range of Ral colours
- Dual colour available



- Low maintenance
- High thermal efficiency



Bi Fold Doors

ALUMINIUM PROFILE

Introducing the impressive bi-fold door range available from a 3 pane to a 6 pane door. This sleek, modern design is manufactured with an ultra slim frame, that can neatly fold away to one side maximising space while adding a new dimension to entertaining at home.

Amazingly adaptable they can be completely opened, slightly opened or completely closed. An option to suit all your needs whether it be for everyday use, ease of access, practical ventilation, or offering fully integrated indoor - outdoor living in one single uninterrupted space. Or you can simply close off your space behind a sleek glass wall, enjoying high quality thermal insulation designed to perfectly regulate temperatures all year round.

Our bi-fold doors will allow you to enjoy the flow of natural light and utilise those amazing views from the comfort of your own home. A popular replacement for existing patio or French doors, adding light and ventilation all year round.

Door panes can be arranged in a variety of configurations, including 3-3-0, 4-3-1, 5-5-0, 6-3-3.

Door configuration options:

- 3 pane doors - 3 doors fold either to the left or right
- 4 pane doors - master door opens to one side and the other 3 doors fold back to the opposite side
- 5 pane doors - all doors fold to either side
- 6 pane doors - 3 doors fold to each side

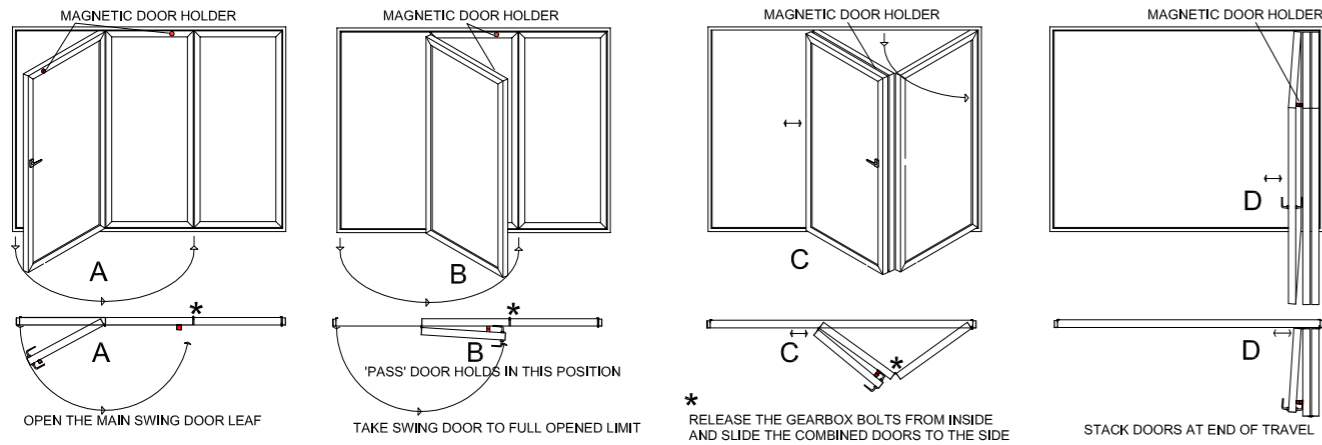
Features

- Can completely fold away removing any barrier between your outdoor and indoor space
- Up to 1000mm wide door leaf, 2400mm max. height
- Can accommodate 28mm or 44mm glazing
- Open-in or open-out option
- 24mm polyamide thermal break as standard
- Full range of RAL colours
- Our standard bi-fold is now available in dual ral



Bi Fold Door

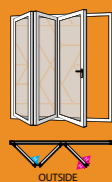
Opening Sequence



Note: Magnetic door holder to be fitted as per manufacture's instructions

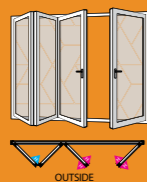
3 DOOR OPTIONS

3-3-0



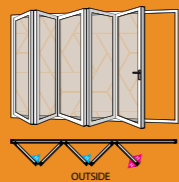
4 DOOR OPTIONS

4-3-1

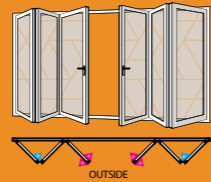


5 DOOR OPTIONS

5-5-0



6-3-3



HANDLE RANGE

Internal Handle Only

Internal and External Door Handle Only



FRAMES ALU


SLEEK & DURABLE

Lift and Slide DOORS

Lift and Slide doors open parallel to a static panel frame offering maximum panoramic views available to your room. These doors create large, impactful gateways to the outdoors. The 'Lift and Slide' door is a fantastic addition to any building design project. The larger Lift and Slide doors are perfect for wider openings in new builds, extensions and renovation projects, offering expert engineering, innovative design and increased natural light.

These doors have a sleek, stylish and highly durable aluminium design that achieves panoramic impact without compromising on security or energy efficiency. With each door designed to insulate for warm during the winter and cool in the summer, helping you to effectively manage energy efficiency within your home.





Curtain Walling

increased thermal efficiency

We manufacture a wide variety of curtain wall systems to suit all types of projects. Our aluminium curtain wall system offers unique architectural design features while our Pressure Plate and Cap system provide a picture frame finish to give the appearance of a modular grid system. Flush sightlines with silicone joints give us our Structural Glazed System.

The deeper thermal insulator greatly enhances the thermal performance of a façade and glazing options range from 28mm to 54mm in depth. They are usually a combination of fixed and opening windows.

The curtain walling system is suitable for both vertical and sloped glazing applications. Ideal for tall buildings enabling natural light to penetrate throughout the whole building.

It is designed to ensure quality, strength, and durability providing for many years of aesthetic, sustainability, and minimal maintenance.



BS EN 12608
KM 12874
PROFILE



More product choices

REBATED DOOR SYSTEM

BOX BEAD - SHOPFRONT SYSTEM

XT66 Casement & Tilt Turn Window

XT66 Performance Plus, Casement Window System

XT66 Performance Plus, Tilt & Turn Window System

ST70, ST80 & ST90





Strong & Secure

Rebated Doors

ideal for external buildings

XT66 rebated door system is 66mm in depth and can be glazed internally or externally with double & triple glazed units 28mm to 48mm.

The system offers internally beaded option on all doors whether open in or open out. They're available with heavy duty doors sash options to achieve higher and wider door leaf combinations. It is available in dual colour also and offers a wide range of midrail and threshold options.

Aluminium profiles are extruded from aluminium alloy 6063 T5 and T6 complying with BS EN 12020-2:2008 and BS EN 755:1-9

Opening Door - Side Hung In or Open Out

Maximum Opening Door Height: 2390mm

Maximum Opening Door Width: 1300mm

Maximum Opening Door Weight: 100kg (depending on hinge selection and glass spec.)

ALUMINIUM DOORS TO SUIT ALL BUILDING TYPES

- Rebated doors
- Automatic doors
- Shop doors

Choose your favourite colour from 100's of options to add that finishing touch and exact colour finish to suit your home or business.



System shown: XT66

Create your wow factor

give your property personality

Finish off your beautiful frames view with a pop of colour. Our systems are supplied in a range of finishes, colours and styles, providing the end user with the ultimate selection to complement their interior and exterior architectural design.

The finish to the aluminium profile is a factory applied Polyester Power Coated finish (PPC), offering durability and exceptional weather protection. PPC is a colouring process to achieve bold and bright finishes. It's a type of dry coating and differs from conventional liquid paint leaving a hard finish, much tougher than normal paint.

There are over 188 RAL colours in gloss, satin or matt finish.

All colours are representative only - please ask to see a swatch booklet for accurate colour finishes.



DURABILITY TESTS

All Frames Direct windows and doors are tested for durability.



Air permeability
600pa



Wind resistance
1200-2400pa



Water tightness
300-600pa

www.framesalu.com

Handles & Accessories



Door Handle
Range of colours



Handle
Inline Espag (standard)



Panic Bar



Lockmaster deadbolt
centre case



Lockmaster
roller cam

Stainless Steel Door Handle



FRAMES ALU





Completed Projects

Housing Development
Millers Glen
Co. Dublin



XT66 Tilt and Turn | TS66 Rebated Door | AMS curtain wall system

AMS XT66 System | AMS XT66
Rebated Door System

Completed Projects

Griffeen
Community
College
Co. Dublin

Titanic Hotel, Liverpool, Stanley Dock



APA TB50 curtain wall system | ST70 Windows





Other Projects

Schools,
 Medical Centres,
 Nursing Homes,
 Colleges,
 Private Homes
 Plus more

APA ST70 + TB50 system | Ral 7015



Loughboy Medical Centre

Elite 70 ovolo casement windows | Elite 70 Ovolo French Door
 Elite 70 Ovolo Single door | TB50 Curtain wall



Kingspan Innovation Centre

AMS XTC66 Window System | AMS Lift & Slide Door System | AMS TS66
 Rebated Door System | AMS MU800 SG and Hi Curtain Walling

www.framesalu.com



**CUSTOM
MADE**

**OTHER
PRODUCTS
PVC RANGE**



CASEMENT WINDOWS



VERTICAL SLIDER



FLUSH SASH WINDOWS




TILT & TURN WINDOWS



FRENCH DOORS



BAY WINDOWS



SKYPODS



SLIDING PATIO



SHAPED WINDOWS

Please contact your dedicated supplier below:



Call: 085 716 1881

TOP QUALITY ALUMINIUM BY FRAMES ALU

Frames Alu

Donegal,
F93 KN12

Tel: +353 74 9330050
info@framesalu.com
www.framesalu.com

Frames Direct

Donegal,
F93 FF96

Tel: +353 74 9363888
info@framesdirect.ie
www.framesdirect.ie

Superior Trade Frames

Newtownards,
BT23 7HH

Tel: +44 28 91 825740
info@superiortradeframes.com
www.superiortradeframes.com

Futura Frames

Cork,
P72 WD21

Tel: +353 23 8843870
orders@futuraframes.ie
www.futuraframes.ie

