

VERTICAL SLIDER



AUTHENTIC STYLE. OUTSTANDING PERFORMANCE.

The Spectus **approach** to **sash windows**

We've always respected the elegance of sash windows.

A design that's endured for centuries has to be very special, but we don't believe homeowners want windows that are like museum pieces. They want homes that are warm, practical, secure and easy to care for, and that needs a change of approach.

We've developed a vertical slider that's become the market leader. It's an evolution of a classic design into a window that achieves today's performance standards. Its appearance is stunning, but we'll carry on evolving our window – every small change ensures it's more perfectly adapted to our customers' needs.





Take a closer look

We'd like you to take a good look at our vertical slider. When we say we've improved on a classic design, we mean it. These windows have the traditional looks but none of the problems. For homeowners seeking to replace worn, tired and draughty sash windows they're a superb choice.

Period style, authentic detail

The Spectus vertical slider combines perfect proportions, period details and traditional techniques. Both frames and sashes can be mechanically jointed, avoiding the 'giveaway' mitred weld of PVC-U. Sash horns are part of the sash, not an afterthought. Georgian bars are milled for a superb fit. Deep bottom rails and a choice of sashes give impeccable sightlines. Traditional box-sash dimensions, hardware and glorious period colours – it's enough to melt the heart of the toughest planning officer.

Conservation and planning

We've worked hard to get every detail of our vertical sliders perfect because we know that in the past, planning authorities haven't been keen on PVC-U for heritage properties and those in conservation areas.

We believe in replicating the traditional looks and enhancing window performance, and we're happy to say that more and more planning authorities agree. Often, they only need to learn more about the Spectus vertical slider to be convinced.

Our windows can be fully mechanically jointed, achieving the appearance of a timber frame's construction. Foiled finishes give the option of textures and period colours – the appearance has been nailed. Add to that our durability, security and energy efficiency and you've got a very persuasive argument.



Everything **you need to know**

Thermal performance

- WER up to Band A+
- U-value from 1.1W/m²K to 1.4W/m²K
- Thermal inserts using recycled composite materials
- 24mm double glazing as standard

Materials

- Low maintenance PVC-U
- Flush, post-co-extruded gaskets
- Steel and aluminium reinforcements

Features

- Authentic ovolo styling throughout
- Internally glazed
- Pile seals to sash and outer frame
- Reliable spiral balance mechanisms for easy operation
- Tilt restrictors to both sashes for frames with same colour on both sides
- Tilt restrictors to bottom sash only when colour on outside and white inside
- Dedicated ancillaries, end caps and cills

Options

- A wide range of colours
- Accommodates trickle or glazed-in vents
- Large and small sash profiles
- Run through or moulded sash horns
- Easy fit weather bar
- Travel stops for child safety
- Georgian bars

Dimensions

- 128mm outer frame – matches box sash dimensions
- Maximum sizes are up to 1500mm wide and 3000mm high





Performance and lasting protection

The Spectus vertical slider is engineered to insulate and keep homes protected from the elements.

24mm double glazing is standard, and for exceptional energy efficiency, the multi-chambered sections can be enhanced with the addition of purpose-made recycled thermal inserts.


Pile seals to the sash and outerframe prevent the draughts that are common with timber frames and features like our optional, dedicated weather bar add another level of defence against rainwater. These frames are durable, tough, resistant to the forces of nature and need next to no maintenance.

Window Energy Ratings and U-values*

U-values from 1.1W/m²K to 1.4W/m²K

WER up to Band A+

* Performance will vary depending upon window dimensions, configuration and IGU construction.












Quality Assured

The market-leading status of the Spectus vertical slider is no accident. It's simply a better system where every detail works.

- Kitemarked to BS EN 12608 and PAS 24
- Profile extruded in the UK under a secured accredited quality management system
- Designed to achieve Secured by Design accreditation
- Compliant with all relevant Building Regulations

 ISO 9001 Quality Management FM 01034	 ISO 14001 Environmental Management EMS 86980	 OHSAS 18001 Occupational Health and Safety Management OHS 573634	 BES 6001 Responsible Sourcing www.greenbooklive.com
 BS EN 12608 KM 12874 PROFILE	 BS EN 12608/PAS 24 KM 33510 ENHANCED SECURITY WINDOW SYSTEMS SUPPLIER	 BS EN 12608/PAS 24 KM 77061 ENHANCED SECURITY DOOR SYSTEMS SUPPLIER	



Support

[Frames Direct](#) expertise extends far beyond the design of great windows. If you need technical, marketing or commercial project support, we'll be there.

With a wide range of period and contemporary coloured finishes and options to suit almost any property, even those where planning considerations are paramount, there's a wealth of opportunity for your business.

Homeowners are looking for the right sash window.

This is it.



Window operation and aftercare

Unlocking, opening and closing

Vertical sliders are secured using snail cam(s) fitted to the top face of the bottom sash. Simply turn the lever or the key to release the cam from its keep.

Use the sash lifts or pull rings fitted to the sashes to slide the bottom sash upwards or the top sash downwards. Avoid pulling on any Georgian bars fitted to the window.

To close, simply slide both sashes fully closed and re-engage the snail cam(s).

Safety restrictors

When sprung outwards, they prevent sashes opening more than a set amount. Turning the key retracts and secures the stops allowing the sashes to slide past and open fully.

Ventilation

Trickle ventilation units have a slide-open-and-closed operation. Take care not to damage the unit when sliding the bottom sash up.



Tilt-open facility

This feature is available on both sashes for windows that have the same colour on both sides of the frame. For frames with a colour on the outside and white on the inside, only the bottom sash will have a restrictor.

To prevent any damage to the window's restrictors, it's important to do things in the right order.

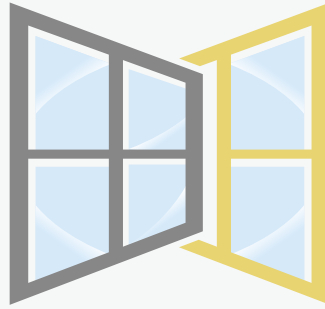
1. Make sure that the snail cams are unlocked and in the open position.
2. Use the sash hooks or sash lifts to slide the bottom sash upwards by about 100mm.
3. Now, slide both the tilt catches inwards (that's towards each other) this will release the top of the sash.
4. Pull the top of the window towards you while supporting its weight, until it rests on its restrictors.
5. Slide down the top sash, again by about 100mm using the ring pulls or sash lifts.
6. Slide the tilt catches inwards to release.
7. Pull the top of the sash towards you, again supporting its weight until it rests on its restrictors.
8. To close, reverse the steps above. You will hear the tilt catches spring back into position. Once they are in place, the top and bottom sashes can be slid up and down again.

Cleaning and maintenance

- All parts of the windows that are exposed when they are closed should be washed using soapy water. Use a soft cloth and dry them afterwards. Don't use anything abrasive.
- Any parts of the window that are exposed when the windows are open should be wiped clean to remove any grit, debris and grime.
- Make sure that any drainage channels are clear.
- Remove any debris from the pile sealant (a vacuum cleaner with a nozzle works great).
- Lubricate the sliding mechanism with a bit of multi purpose grease.
- Apply a little light machine oil to the hardware.

VERTICAL SLIDER

If you require any further help or assistance please contact your
dedicated supplier below:



DARREN NOLAN
WINDOWS & DOORS

Call: 085 716 1881

Frames Direct

Donegal,
F93 FF96

Tel: +353 74 9363888
info@framesdirect.ie
www.framesdirect.ie

Frames Alu

Donegal,
F93 KN12

Tel: +353 74 9330050
info@framesalu.com

Superior Trade Frames

Newtownards,
BT23 7HH

Tel: +44 28 91 825740
info@superiortradeframes.com
www.superiortradeframes.com

Futura Frames

Cork,
P72 WD21

Tel: +353 23 8843870
orders@futuraframes.ie
www.futuraframes.ie

